

EXPLOSION PROOF WEATHERPROOF

Multiple Switch Socket with Plug

Gas Group IIC | Zone 1 & 2 | Zone 21 & 22 | IP66 | T6

CATALOG NO.

ILS/JB/350

63A 4 Pole MCCB and Switch Socket Outlet Assembly


Designed for hazardous-area power distribution and interlocked switch socket service, with robust Ex-d construction for industrial use.

Ex-d Gas Group IIC

IP66

Zone 1 & 2

Zone 21/22



INCOMING

63A / 4 Pole

OUTLETS

4 Nos.

ENCLOSURE

Ex-d IIC

FINISH

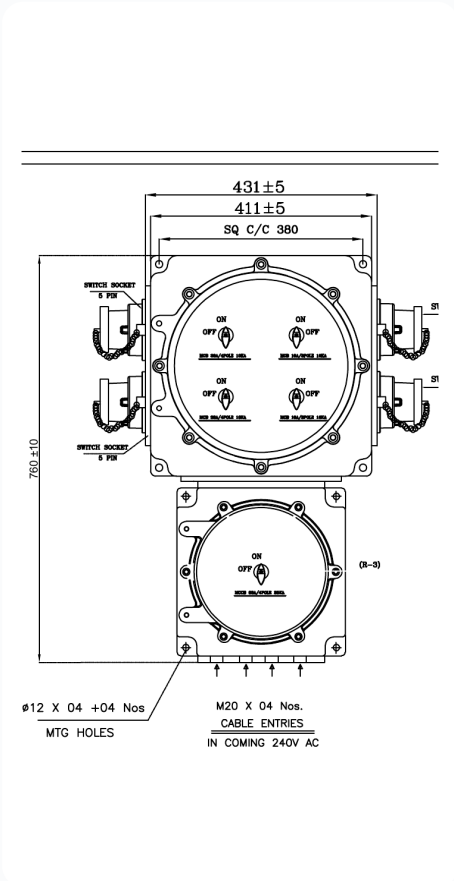
DA Grey

Technical Specifications

Based on GA drawing: ENQ No. 423, REV 3

Overall Arrangement

Dimensional layout from drawing



Key dimensions

Overall height	760 +/- 10 mm
Upper width	431 +/- 5 mm
Cover/box width	411 +/- 5 mm
Square C/C	380 mm
Mounting holes	Dia. 12 x 04 + 04 No.

Optional accessories

Cable gland SS304/SS316, stopper plug, paint shade, special terminals/switch make, canopy MS/GI/FRP.

Product Configuration

Explosion proof-weatherproof switch socket assembly with interlocking plugs

Specification	Details
Catalog no.	ILS/JB/350
Product title	Explosion proof-weatherproof multiple switch socket with plug
Certification refs.	CIMFR No. IN/CIMFR/TR24/P/1372; PESO No. P617476/1; BIS End No. 11 dated 24/10/24
Protection	Ex-d; Gas Group IIC; IP66; temperature class T6
Standards	IS/IEC 60079-1:2014 and IS/IEC 60079-0:2017
Area classification	Zone 1 & 2; Zone 21 & 22
Material	Die cast alloy enclosure
Incoming device	MCCB 63A / 4 Pole / 25kA - 01 No. incoming MCB (R-3)
Outgoing 5-pin	MCB 32A / 4 Pole / 10kA - 02 No. with ON/OFF switch - 02 No.
Outgoing 3-pin	MCB 16A / 2 Pole / 10kA - 02 No. with ON/OFF switch - 02 No.
Interlocked plug	5-pin (3P+N+E) matching plug - 02 No.; 3-pin (P+N+E) matching plug - 02 No.
Terminals	DIN rail terminals, 10 sq mm, 06 No. incoming
Internal wiring	PVC gray 6 sq mm incoming and 4 sq mm wiring with copper lugs
Gasket	Silicone O-ring type
Earthing	1 No. inside and 02 No. outside, size M8
Hardware	Stainless steel
Mounting	Wall / structure mounting
Finish	DA Grey powder coating
Cable entries	Incoming: M20 x 1.5 mm pitch - 04 No. at bottom side; outgoing: M20 x 1.5 mm pitch - 04 No. at switch socket plug
Cable gland	Brass cable gland M20 x 1.5 mm pitch - 08 No.
Name plate	Stainless steel / laser marking
Weight	Approx. 60 kg without packing

Note: Specifications and certifications to be verified against approved drawing before manufacturing.

Contact & Enquiry

For quotation, technical documents, customization and certification support, please contact Alrouf Lighting Technology Ltd. using the details below.

○ Dammam

Head Office

Address

Prince Metib St, Izdihar District, Alrouf Trading Building, Dammam 34252, Saudi Arabia.

Mob : +966 555 828 366

Tel : 9200-13524

○ ABHA, Southern Region

Address

King Fahd Rd, St, ABHA, Khamis Mushait, 62456, Saudi Arabia.

Mob : +966 555 828 366

Tel : 9200-13524

○ Jeddah

Address

8150 Al-Madinah Al-Munawarah Rd, AR Ruwais District, Jeddah 23215, 8 floor, office 801.

Mob : +966 555 828 366

Tel : 9200-13524

○ Riyadh

Address

Building No. 44, Inb Katheer St, King Abdul Aziz, Riyadh 13334.

Mob : +966 555 828 366

Tel : 9200-13524


General Inquiries

Please feel free to contact us. We look forward to assisting you with quotation, submittal, inspection and certification requests.

Mob : +966 555 828 366

Email : sales@alroufled.com

Tel : 9200-13524



Product Reference

ILS/JB/350 - Explosion Proof Weatherproof Multiple Switch Socket with Plug, 63A / 4 Pole incoming, 2 x 5-pin and 2 x 3-pin interlocked plug/socket outlets, DA Grey finish.

Explosion Proof - Weatherproof Switch Socket with Interlocked Plugs